

Authority Budget of: **ADOPTED COPY**

Musconetcong Sewerage Authority

State Filing Year

2018

For the Period:

January 1, 2018

to

December 31, 2018

www.msa-nj.org

Authority Web Address

Department Of



**Community
Affairs**

LOCAL GOVT SERVICES
2017 DEC 26 P 1:57
RECEIVED

Division of Local Government Services

2018 AUTHORITY BUDGET

Certification Section

2018

**MUSCONETCONG SEWERAGE
AUTHORITY BUDGET**

FISCAL YEAR: FROM JANUARY 1, 2018 TO DECEMBER 31, 2018

For Division Use Only

CERTIFICATION OF APPROVED BUDGET

It is hereby certified that the approved Budget made a part hereof complies with the requirements of law and the rules and regulations of the Local Finance Board, and approval is given pursuant to N.J.S.A. 40A:5A-11.

*State of New Jersey
Department of Community Affairs
Director of the Division of Local Government Services*

By: Paul D. Cvet CPA, RMA Date: 11/27/2017

CERTIFICATION OF ADOPTED BUDGET

It is hereby certified that the adopted Budget made a part hereof has been compared with the approved Budget previously certified by the Division, and any amendments made thereto. This adopted Budget is certified with respect to such amendments and comparisons only.

*State of New Jersey
Department of Community Affairs
Director of the Division of Local Government Services*

By: Paul D. Cvet CPA, RMA Date: 1/16/2018

2018 PREPARER'S CERTIFICATION


MUSCONETCONG SEWERAGE

AUTHORITY BUDGET

FISCAL YEAR: FROM: JANUARY 1, 2018 TO: DECEMBER 31, 2018

It is hereby certified that the Authority Budget, including both the Annual Budget and the Capital Budget/Program annexed hereto, represents the members of the governing body's resolve with respect to statute in that: all estimates of revenue are reasonable, accurate and correctly stated; all items of appropriation are properly set forth; and in itemization, form and content, the budget will permit the exercise of the comptroller function within the Authority.

It is further certified that all proposed budgeted amounts and totals are correct. Also, I hereby provide reasonable assurance that all assertions contained herein are accurate and all required schedules are completed and attached.

Preparer's Signature:			
Name:	Vincent M. Montanino		
Title:	Auditor		
Address:	100B Main Street, Newton, New Jersey 07860		
Phone Number:	(973)579-3212	Fax Number:	(973)579-7128
E-mail address	vmontanino@fwcc-cpa.com		

2018 APPROVAL CERTIFICATION


MUSCONETCONG SEWERAGE

AUTHORITY BUDGET

FISCAL YEAR: FROM: JANUARY 1, 2018 TO: DECEMBER 31, 2018

It is hereby certified that the Authority Budget, including all schedules appended hereto, are a true copy of the Annual Budget and Capital Budget/Program approved by resolution by the governing body of the Musconetcong Sewerage Authority, at an open public meeting held pursuant to N.J.A.C. 5:31-2.3, on the 26th day of October, 2017.

It is further certified that the recorded vote appearing in the resolution represents not less than a majority of the full membership of the governing body thereof.

Officer's Signature:			
Name:	Joseph Schwab		
Title:	Secretary		
Address:	110 Continental Drive, Budd Lake, New Jersey 07828		
Phone Number:	(973)347-1525	Fax Number:	(973)347-8356
E-mail address			

INTERNET WEBSITE CERTIFICATION

Authority's Web Address:	www.msa-nj.org
--------------------------	----------------

All authorities shall maintain either an Internet website or a webpage on the municipality's or county's Internet website. The purpose of the website or webpage shall be to provide increased public access to the authority's operations and activities. N.J.S.A. 40A:5A-17.1 requires the following items to be included on the Authority's website at a minimum for public disclosure. Check the boxes below to certify the Authority's compliance with N.J.S.A. 40A:5A-17.1.

- A description of the Authority's mission and responsibilities
- Commencing with 2013, the budgets for the current fiscal year and immediately preceding two prior years
- The most recent Comprehensive Annual Financial Report (Unaudited) or similar financial information
- Commencing with 2012, the annual audits of the most recent fiscal year and immediately two prior years
- The Authority's rules, regulations and official policy statements deemed relevant by the governing body of the authority to the interests of the residents within the authority's service area or jurisdiction
- Notice posted pursuant to the "Open Public Meetings Act" for each meeting of the Authority, setting forth the time, date, location and agenda of each meeting
- Beginning January 1, 2013, the approved minutes of each meeting of the Authority including all resolutions of the board and their committees; for at least three consecutive fiscal years
- The name, mailing address, electronic mail address and phone number of every person who exercises day-to-day supervision or management over some or all of the operations of the Authority
- A list of attorneys, advisors, consultants and any other person, firm, business, partnership, corporation or other organization which received any remuneration of \$17,500 or more during the preceding fiscal year for any service whatsoever rendered to the Authority.

It is hereby certified by the below authorized representative of the Authority that the Authority's website or webpage as identified above complies with the minimum statutory requirements of N.J.S.A. 40A:5A-17.1 as listed above. A check in each of the above boxes signifies compliance.


Name of Officer Certifying compliance

James Schilling

Title of Officer Certifying compliance

Executive Director

Signature



2018 AUTHORITY BUDGET RESOLUTION MUSCONETCONG SEWERAGE

FISCAL YEAR: FROM: JANUARY 1, 2018 TO: DECEMBER 31, 2018

WHEREAS, the Annual Budget and Capital Budget for the Musconetcong Sewerage Authority for the fiscal year beginning, January 1, 2018 and ending, December 31, 2018 has been presented before the governing body of the Musconetcong Sewerage Authority at its open public meeting of October 26, 2017; and

WHEREAS, the Annual Budget as introduced reflects Total Revenues of \$4,387,219.00, Total Appropriations, including any Accumulated Deficit if any, of \$4,489,099.00 and Total Unrestricted Net Position utilized of \$101,880.00; and

WHEREAS, the Capital Budget as introduced reflects Total Capital Appropriations of \$3,300,000.00 and Total Unrestricted Net Position planned to be utilized as funding thereof, of \$0.00; and


WHEREAS, the schedule of rates, fees and other charges in effect will produce sufficient revenues, together with all other anticipated revenues to satisfy all obligations to the holders of bonds of the Authority, to meet operating expenses, capital outlays, debt service requirements, and to provide for such reserves, all as may be required by law, regulation or terms of contracts and agreements; and

WHEREAS, the Capital Budget/Program, pursuant to N.J.A.C. 5:31-2, does not confer any authorization to raise or expend funds; rather it is a document to be used as part of the said Authority's planning and management objectives. Specific authorization to expend funds for the purposes described in this section of the budget, must be granted elsewhere; by bond resolution, by a project financing agreement, by resolution appropriating funds from the Renewal and Replacement Reserve or other means provided by law.

NOW, THEREFORE BE IT RESOLVED, by the governing body of the Musconetcong Sewerage Authority, at an open public meeting held on October 26, 2017 that the Annual Budget, including all related schedules, and the Capital Budget/Program of the Musconetcong Sewerage Authority for the fiscal year beginning, January 1, 2018 and ending, December 31, 2018 is hereby approved; and

BE IT FURTHER RESOLVED, that the anticipated revenues as reflected in the Annual Budget are of sufficient amount to meet all proposed expenditures/expenses and all covenants, terms and provisions as stipulated in the said Authority's outstanding debt obligations, capital lease arrangements, service contracts, and other pledged agreements; and

BE IT FURTHER RESOLVED, that the governing body of the Musconetcong Sewerage Authority will consider the Annual Budget and Capital Budget/Program for adoption on December 21, 2017.


(Secretary's Signature) Joseph Schwab

October 26, 2017
(Date)

Governing Body	Recorded Vote			
	<i>Aye</i>	<i>Nay</i>	<i>Abstain</i>	<i>Absent</i>
Donald Bates	✓			
James Benson				
Thomas Bruno				✓
Andrew Cangiano	✓			✓
Michael Grogan	✓			
Brian McNelly	✓			
Melanie Michetti	✓			
Michael Pucilowski	✓			
Steven Rattner	✓			
Richard Schindelar				
Joseph Schwab	✓			✓
John Sylvester	✓			


2018 ADOPTION CERTIFICATION

MUSCONETCONG SEWERAGE

AUTHORITY BUDGET

FISCAL YEAR: FROM: JANUARY 1, 2018 TO: DECEMBER 31, 2018

It is hereby certified that the Authority Budget and Capital Budget/Program annexed hereto is a true copy of the Budget adopted by the governing body of the Musconetcong Sewerage Authority, pursuant to N.J.A.C. 5:31-2.3, on the 21st day of, December, 2017.

Officer's Signature:			
Name:	Joseph Schwab		
Title:	Secretary		
Address:	110 Continental Drive, Budd Lake, New Jersey 07828		
Phone Number:	(973)347-1525	Fax Number:	(973)347-8356
E-mail address			

2018 ADOPTED BUDGET RESOLUTION MUSCONETCONG SEWERAGE AUTHORITY

FISCAL YEAR: FROM: JANUARY 1, 2018 TO: DECEMBER 31, 2018

WHEREAS, the Annual Budget and Capital Budget/Program for the Musconetcong Sewerage Authority for the fiscal year beginning January 1, 2018 and ending, December 31, 2018 has been presented for adoption before the governing body of the Musconetcong Sewerage Authority at its open public meeting of December 21, 2017; and

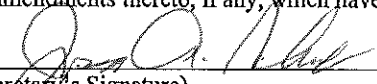
WHEREAS, the Annual Budget and Capital Budget as presented for adoption reflects each item of revenue and appropriation in the same amount and title as set forth in the introduced and approved budget, including all amendments thereto, if any, which have been approved by the Director of the Division of Local Government Services; and

WHEREAS, the Annual Budget as presented for adoption reflects Total Revenues of \$4,387,219.00, Total Appropriations, including any Accumulated Deficit, if any, of \$4,489,099.00 and Total Unrestricted Net Position utilized of \$101,880.00; and

WHEREAS, the Capital Budget as presented for adoption reflects Total Capital Appropriations of \$3,300,000.00 and Total Unrestricted Net Position planned to be utilized of \$0.00; and

NOW, THEREFORE BE IT RESOLVED, by the governing body of Musconetcong Sewerage Authority, at an open public meeting held on December 21, 2017 that the Annual Budget and Capital Budget/Program of the Musconetcong Sewerage Authority for the fiscal year beginning, January 1, 2018 and, ending, December 31, 2018 is hereby adopted and shall constitute appropriations for the purposes stated; and

BE IT FURTHER RESOLVED, that the Annual Budget and Capital Budget/Program as presented for adoption reflects each item of revenue and appropriation in the same amount and title as set forth in the introduced and approved budget, including all amendments thereto, if any, which have been approved by the Director of the Division of Local Government Services.



(Secretary's Signature)

December 21, 2017
(Date)

Governing Body Member:	Recorded Vote			
	Aye	Nay	Abstain	Absent
<i>Donald Bates</i>	✓			
<i>James Benson</i>				✓
<i>Thomas Bruno</i>	✓			
<i>Andrew Cangiano</i>	✓			
<i>Michael Grogan</i>	✓			
<i>Brian McNeilly</i>	✓			
<i>Melanie Michetti</i>	✓			
<i>Michael Pucilowski</i>	✓			
<i>Steven Rattner</i>	✓			
<i>Richard Schindelar</i>	✓			
<i>Joseph Schwab</i>	✓			
<i>John Sylvester</i>	✓			

2018 AUTHORITY BUDGET
Narrative and Information Section

2018 AUTHORITY BUDGET MESSAGE & ANALYSIS MUSCONETCONG SEWERAGE

AUTHORITY BUDGET

FISCAL YEAR: FROM: JANUARY 1, 2018 TO: DECEMBER 31, 2018

Answer all questions below. Attach additional pages and schedules as needed.

1. Complete a brief statement on the 2018 proposed Annual Budget and make comparison to the 2017 adopted budget for each operation. Explain any variances over +/-10% (As shown on budget page F-4 explain the reason for changes for each appropriation changing more than 10%) for each line item by operation. Explanations of variances should include a description of the reason for the increase/decrease in the budgeted line item, not just an indication of the amount and percent of the change. Attach any supporting documentation that will help to explain the reason for the increase/decrease in the budgeted line item. For example, if anticipated service charges have increased 15% due to an increase in rates, provide a copy of the resolution authorizing the rate increase.

The Musconetcong Sewerage Authority proposes a budget totaling \$4,489,099 for fiscal year 2018 compared to the \$4,494,219.00 budgeted for fiscal year 2017. The major decrease is for interest payments on debt and the significant increase is for maintenance, repairs and equipment expenses due to the aging of the sewer plant.

2. Complete a brief statement on the impact the proposed Annual Budget will have on Anticipated Revenues, especially service charges and on the general purpose/component unit financial statements. Explain significant increases or decreases, if any. An increase or decrease is considered significant if it is over +/-10% (As shown on budget page F-2 explain reason for change for each revenue changing more than 10%) from the current year adopted budget.

Revenues to support the budget are derived from user charges apportioned among the seven participating municipalities using the system. Operating and Maintenance costs are based on metered flow with a guaranteed minimum provision. Debt Service costs are based on the plant's capacity allocated to the participating municipalities. The use of Unrestricted Net Position has decreased from \$107,000 in 2017 to \$101,880 in 2018.

3. Describe the state of the local/regional economy and how it may impact the proposed Annual Budget, including the planned Capital Budget/Program.

The state of the local economy has no affect on the budgets of the Authority because all revenues are derived from the service contracts with the participating municipalities.

4. Describe the reasons for utilizing Unrestricted Net Position in the proposed Annual Budget, i.e. rate stabilization, debt service reduction, to balance the budget, etc. If the Authority's budget anticipates a use of Unrestricted Net Position, this question must be answered.

The Authority is utilizing a portion of its Unrestricted Net Position which was accumulated from earnings credits derived from loan repayments to the NJEIT.

2018 AUTHORITY BUDGET MESSAGE & ANALYSIS MUSCONETCONG SEWERAGE

AUTHORITY BUDGET

FISCAL YEAR: FROM: JANUARY 1, 2018 TO: DECEMBER 31, 2018

5. Identify any sources of funds transferred to the County/Municipality as a budget subsidy or a shared service and explain the reason for the transfer (i.e.: to balance the County/Municipality budget, etc.).

This is not applicable for the Authority.

6. The proposed budget must not reflect an anticipated deficit from 2018 operations. If there exists an accumulated deficit from prior years' budgets (and funding is included in the proposed budget as a result of a prior deficit) explain the funding plan to eliminate said deficit (N.J.S.A. 40A:5A-12). If the Authority has a net deficit reported in its most recent audit, it must provide a deficit reduction plan in response to this question. (Prepare a response to deficits caused by the implementation of GASB 68)

This is not applicable for the Authority.

7. Attach a schedule of the Authority's existing rate structure (connection fees, parking fees, service charges, etc.) if it has been changed since the prior year budget submission and a schedule of the proposed rate structure for the upcoming fiscal year. Explain any proposed changes in the rate structure and attach the resolution approving the change in the rate structure, if applicable.

There are no changes to the Authority's existing rate structure. The Authority has service contracts with each of the seven participating municipalities. Operating and Maintenance costs are based on metered flow with a guaranteed minimum provision. Debt Service costs are based on the plant's capacity allocated to the participating municipalities.

AUTHORITY CONTACT INFORMATION 2018

Please complete the following information regarding this Authority. All information requested below must be completed.

Name of Authority:	MUSCONETCONG SEWERAGE AUTHORITY		
Federal ID Number:	22-1866449		
Address:	110 CONTINENTAL DRIVE		
City, State, Zip:	BUDD LAKE	NJ	07828
Phone: (ext.)	(973) 347-1525	Fax:	(973) 770-5494

Preparer's Name:	VINCENT M. MONTANINO		
Preparer's Address:	100B MAIN STREET		
City, State, Zip:	NEWTON	NJ	07860
Phone: (ext.)	(973) 579-3212 (403)	Fax:	(973) 579-7128
E-mail:	vmontanino@fwcc-cpa.com		

Executive Director:	JAMES SCHILLING		
Phone: (ext.)	(973) 347-1525 EXT.203	Fax:	(973) 347-8356
E-mail:	jschilling@msa-nj.org		

Chief Financial Officer:			
Phone: (ext.)		Fax:	
E-mail:			

Name of Auditor:	SEE PREPARER ABOVE		
Name of Firm:			
Address:			
City, State, Zip:			
Phone: (ext.)		Fax:	
E-mail:			

AUTHORITY INFORMATIONAL QUESTIONNAIRE

MUSCONETCONG SEWERAGE

FISCAL YEAR: FROM: JANUARY 1, 2018 TO: DECEMBER 31, 2018

Answer all questions below completely and attach additional information as required.

- 1) Provide the number of individuals employed in calendar year 2016 as reported on the Authority's Form W-3, Transmittal of Wage and Tax Statements: 13
- 2) Provide the amount of total salaries and wages for calendar year 2016 as reported on the Authority's Form W-3, Transmittal of Wage and Tax Statements: \$859,739
- 3) Provide the number of regular voting members of the governing body: 12
- 4) Provide the number of alternate voting members of the governing body: NONE
- 5) Did any person listed on Page N-4 have a family or business relationship with any other person listed on Page N-4 during the current fiscal year? NO *If "yes," attach a description of the relationship including the names of the individuals involved and their positions at the Authority.*
- 6) Did all individuals that were required to file a Financial Disclosure Statement for the current fiscal year because of their relationship with the Authority file the form as required? (Checked to see if individuals actually filed at http://fds.state.nj.us/njdca_prod/fdssearch.aspx before answering) YES *If "no," provide a list of those individuals who failed to file a Financial Disclosure Statement and an explanation as to the reason for their failure to file.*
- 7) Does the Authority have any amounts receivable from current or former commissioners, officers, key employees or highest compensated employees? NO *If "yes," attach a list of those individuals, their position, the amount receivable, and a description of the amount due to the Authority.*
- 8) Was the Authority a party to a business transaction with one of the following parties:
 - a. A current or former commissioner, officer, key employee, or highest compensated employee? NO
 - b. A family member of a current or former commissioner, officer, key employee, or highest compensated employee? NO
 - c. An entity of which a current or former commissioner, officer, key employee, or highest compensated employee (or family member thereof) was an officer or direct or indirect owner? NO*If the answer to any of the above is "yes," attach a description of the transaction including the name of the commissioner, officer, key employee, or highest compensated employee (or family member thereof) of the Authority; the name of the entity and relationship to the individual or family member; the amount paid; and whether the transaction was subject to a competitive bid process.*
- 9) Did the Authority during the most recent fiscal year pay premiums, directly or indirectly, on a personal benefit contract? A personal benefit contract is generally any life insurance, annuity, or endowment contract that benefits, directly or indirectly, the transferor, a member of the transferor's family, or any other person designated by the transferor. NO *If "yes," attach a description of the arrangement, the premiums paid, and indicate the beneficiary of the contract.*
- 10) Explain the Authority's process for determining compensation for all persons listed on Page N-4. Include whether the Authority's process includes any of the following: 1) review and approval by the commissioners or a committee thereof; 2) study or survey of compensation data for comparable positions in similarly sized entities; 3) annual or periodic performance evaluation; 4) independent compensation consultant; and/or 5) written employment contract. *Attach a narrative of your Authority's procedures for all employees. See Attachment A*
- 11) Did the Authority pay for meals or catering during the current fiscal year? YES – See Attachment B *If "yes," attach a detailed list of all meals and/or catering invoices for the current fiscal year and provide an explanation for each expenditure listed.*

AUTHORITY INFORMATIONAL QUESTIONNAIRE

MUSCONETCONG SEWERAGE

FISCAL YEAR: FROM: JANUARY 1, 2018 TO: DECEMBER 31, 2018

- 12) Did the Authority pay for travel expenses for any employee or individual listed on Page N-4? YES – See Attachment C. *If “yes,” attach a detailed list of all travel expenses for the current fiscal year and provide an explanation for each expenditure listed.*
- 13) Did the Authority provide any of the following to or for a person listed on Page N-4 or any other employee of the Authority:
- a. First class or charter travel NO
 - b. Travel for companions NO
 - c. Tax indemnification and gross-up payments NO
 - d. Discretionary spending account NO
 - e. Housing allowance or residence for personal use NO
 - f. Payments for business use of personal residence NO
 - g. Vehicle/auto allowance or vehicle for personal use NO
 - h. Health or social club dues or initiation fees NO
 - i. Personal services (i.e.: maid, chauffeur, chef) NO
- If the answer to any of the above is “yes,” attach a description of the transaction including the name and position of the individual and the amount expended.*
- 14) Did the Authority follow a written policy regarding payment or reimbursement for expenses incurred by employees and/or commissioners during the course of Authority business and does that policy require substantiation of expenses through receipts or invoices prior to reimbursement? YES *If “no,” attach an explanation of the Authority’s process for reimbursing employees and commissioners for expenses. (If your authority does not allow for reimbursements indicate that in answer)*
- 15) Did the Authority make any payments to current or former commissioners or employees for severance or termination? NO *If “yes,” attach explanation including amount paid.*
- 16) Did the Authority make any payments to current or former commissioners or employees that were contingent upon the performance of the Authority or that were considered discretionary bonuses? NO *If “yes,” attach explanation including amount paid.*
- 17) Did the Authority comply with its Continuing Disclosure Agreements for all debt issuances outstanding by submitting its audited annual financial statements, annual operating data, and notice of material events to the Municipal Securities Rulemaking Board’s Electronic Municipal Marketplace Access (EMMA) as required? NOT APPLICABLE – ONLY NJEIT DEBT *If “no,” attach a description of the Authority’s plan to ensure compliance with its Continuing Disclosure Agreements in the future.*
- 18) Did the Authority receive any notices from the Department of Environmental Protection or any other entity regarding maintenance or repairs required to the Authority’s systems to bring them into compliance with current regulations and standards that it has not yet taken action to remediate? NO *If “yes,” attach explanation as to why the Authority has not yet undertaken the required maintenance or repairs and describe the Authority’s plan to address the conditions identified.*
- 19) Did the Authority receive any notices of fines or assessments from the Department of Environmental Protection or any other entity due to noncompliance with current regulations (i.e.: sewer overflow, etc.)? NO *If “yes,” attach a description of the event or condition that resulted in the fine or assessment and indicate the amount of the fine or assessment.*

AUTHORITY INFORMATIONAL QUESTIONNAIRE

ATTACHMENTS

MUSCONETCONG SEWERAGE AUTHORITY

FISCAL YEAR: FROM: JANUARY 1, 2018 TO: DECEMBER 31, 2018

ATTACHMENT A for Question 10:

The salaries for the staff of the Musconetcong Sewerage Authority are set every three years by Union Contract. The Administration salaries are set annually by the Board of Commissioners after reviewing employee job performance. Following the review process the Commissioners determine employee compensation based upon job performance and general behavior. In addition, a survey is periodically conducted to obtain comparable salary and wage data.

ATTACHMENT B for Question 11:

The Authority conducted five safety and training meetings where lunch was ordered:

Date	Description	Expenditures
1/25	Frank's Trattoria	\$378.00
3/23	Frank's Trattoria	\$200.19
7/27	Frank's Trattoria	\$230.00
9/28	Frank's Trattoria	\$300.00
10/26	Frank's Trattoria	\$47.53

The Authority also had members that attended the following conferences:

ATTACHMENT C for Question 12:

CONFERENCE ALLOTMENTS - 2017 (Includes hotel accommodations, meals, gas & tolls):

PAID VOUCHERS - APRIL 27, 2017 NJWEA CONFERENCE - MAY 9TH TO 12TH

Donald Bates (NJWEA conf)	\$700.00
Mike Grogan (NJWEA conf)	\$700.00
Brian McNeilly (NJWEA conf)	\$700.00
Mike Pucilowski (NJWEA conf)	\$700.00
Steve Rattner (NJWEA conf)	\$700.00
James Schilling (NJWEA conf)	\$700.00
Joe Schwab (NJWEA conf)	\$700.00

AUTHORITY INFORMATIONAL QUESTIONNAIRE

ATTACHMENTS (CONTINUED)

MUSCONETCONG SEWERAGE AUTHORITY

FISCAL YEAR: FROM: JANUARY 1, 2018 TO: DECEMBER 31, 2018

PAID VOUCHERS - OCTOBER 26, 2017 AEA CONFERENCE - NOVEMBER 14 & 15

Donald Bates (AEA conference)	\$700.00
James Benson (AEA conference)	\$700.00
Andrew Cangiano (AEA conference)	\$700.00
Michael Grogan (AEA conference)	\$700.00
Brian McNeilly (AEA conference)	\$700.00
Mike Pucilowski (AEA conference)	\$700.00
Steven Rattner (AEA conference)	\$700.00
James Schilling (AEA conference)	\$700.00
Rich Schindelar (AEA conference)	\$700.00
Joseph Schwab (AEA conference)	\$700.00

**AUTHORITY SCHEDULE OF COMMISSIONERS, OFFICERS, KEY EMPLOYEES,
HIGHEST COMPENSATED EMPLOYEES AND INDEPENDENT CONTRACTORS
MUSCONETCONG SEWERAGE**

FISCAL YEAR: FROM: JANUARY 1, 2018 TO: DECEMBER 31, 2018

Complete the attached table for all persons required to be listed per #1-4 below.

- 1) List all of the Authority's current commissioners and officers and amount of compensation from the Authority and any other public entities as defined below. Enter zero if no compensation was paid.
- 2) List all of the Authority's key employees and highest compensated employees other than a commissioner or officer as defined below and amount of compensation from the Authority and any other public entities.
- 3) List all of the Authority's former officers, key employees and highest compensated employees who received more than \$100,000 in reportable compensation from the Authority and any other public entities during the most recent fiscal year completed.
- 4) List all of the Authority's former commissioners who received more than \$10,000 in reportable compensation from the Authority and any other public entities during the most recent fiscal year completed.

Commissioner: A member of the governing body of the authority with voting rights. Include alternates for purposes of this schedule.

Officer: A person elected or appointed to manage the authority's daily operations at any time during the year, such as the chairperson, vice-chairperson, secretary, or treasurer. For the purposes of this schedule, treat the authority's top management official and top financial official as officers. A member of the governing body may be both a commissioner and an officer for the purposes of this schedule.

Key employee: An employee or independent contractor of the authority (other than a commissioner or officer) who meets both of the following criteria:

- a) The individual received reportable compensation from the authority and other public entities in excess of \$150,000 for the most recent fiscal year completed; and
- b) The individual has responsibilities or influence over the authority as a whole or has power to control or determine 10% or more of the authority's capital expenditures or operating budget.

Highest compensated employee: One of the five highest compensated employees or independent contractors of the authority other than current commissioners, officers, or key employees whose aggregate reportable compensation from the authority and other public entities is greater than \$100,000 for the most recent fiscal year completed.

Compensation: All forms of cash and non-cash payments or benefits provided in exchange for services, including salaries and wages, bonuses, severance payments, deferred payments, retirement benefits, fringe benefits, and other financial arrangements or transactions such as personal vehicles, meals, housing, personal and family education benefits, below-market loans, payment of personal or family travel, entertainment, and personal use of the Authority's property. Compensation includes payments and other benefits provided to both employees and independent contractors in exchange for services.

Reportable compensation: The aggregate compensation that is reported (or is required to be reported) on Form W-2, box 1 or 5, whichever amount is greater, and/or Form 1099-MISC, box 7, for the most recent calendar year ended 60 days before the start of the proposed budget year. For example, for fiscal years ending December 31, 2018, the calendar year 2016 W-2 and 1099 should be used (60 days prior to start of budget year is November 1, 2017, with 2015 being the most recent calendar year ended), and for fiscal years ending June 30, 2019, the calendar year 2017 W-2 and 1099 should be used (60 days prior to start of budget year is May 1, 2018, with 2017 being the most recent calendar year ended).

Other Public Entity: Any municipality, county, local authority, fire district, or other government unit, regardless of whether it is related in any way to the Authority either by function or by physical location.

Authority Schedule of Commissioners, Officers, Key Employees, Highest Compensated Employees and Independent Contractors (Continued)

For the Period January 1, 2018 to Musconetcong Sewerage Authority December 31, 2018

Position (Can Check more than 1 Column for each person) Reportable Compensation from Authority (W-2/1099)

Name	Title	Average Hours per Week Dedicated to Position	Commissioner	Officer	Key Employee	Highest Compensated Employee	Former	Base Salary/ Stipend	Bonus	Other (auto allowance, expense account, payment in lieu of health benefits, etc.)	Estimated amount of other compensation from Authority (health benefits, pension, etc.)	Total Compensation from Authority	Names of Other Public Entities where Individual is an Employee or Member of the Governing Body (1) See note below	Positions held at Other Public Entities Listed in Column O	Average Hours per Week Dedicated to Other Public Entities Listed in Column O	Reportable Compensation from Other Public Entities (W-2/ 1099)	Estimated amount of other compensation from Other Public Entities (health benefits, pension, payment in lieu of health benefits, etc.)	Total Compensation All Public Entities	
1. Donald Bates	Commissioner	1	X					none											
2. James Benson	Commissioner	1	X					none											
3. Thomas Bruno	Commissioner	1	X					none											
4. Michael Grogan	Commissioner	1	X					none											
5. Brian McBeilly	Commissioner	1	X					none											
6. Andrew Cangiano	Commissioner	1	X					none											
7. Melanie Michetti	Commissioner	1	X					none											
8. Michael Pucilowski	Commissioner	1	X					none											
9. Steven Rattner	Chairman	10	X					none											
10. Richard Schindelar	Commissioner	1	X					none											
11. Joseph Schwab	Commissioner	2	X					none											
12. John Sylvester	Commissioner	1	X					none											
13. James Schilling	Director	40		X				103,000		26,095		129,095							
14. Nicholas Barbato	Chief Operator	40			X			80,870		32,689		113,559							
15																			
Total:									\$ 183,870	\$ -	\$ -	\$ 38,784	\$ 242,654				\$ 353,440	\$ 76,848	\$ 682,542

(3) Insert "None" in this column for each individual that does not hold a position with another Public Entity

Schedule of Health Benefits - Detailed Cost Analysis

Musconetcong Sewerage Authority
 For the Period January 1, 2018 to December 31, 2018

	# of Covered Members (Medical & Rx)		Annual Cost Estimate per Employee Proposed Budget		Total Cost Estimate Proposed Budget		# of Covered Members (Medical & Rx) Current Year		Annual Cost per Employee Current Year		% Increase (Decrease)	
	Proposed Budget	Actual	Proposed Budget	Actual	Proposed Budget	Actual	Current Year	Actual	Current Year	Actual	Actual	Actual
Active Employees - Health Benefits - Annual Cost												
Single Coverage	2	1	\$ 10,687	\$ 21,374	\$ 21,374	\$ 10,687	1	\$ 10,687	\$ 10,687	\$ 10,687	100.0%	
Parent & Child	1	1	19,128	19,128	19,128	19,128	1	19,128	19,128	-	0.0%	
Employee & Spouse (or Partner)	3	2	21,374	64,121	64,121	21,374	2	21,374	42,748	21,373	50.0%	
Family	2	3	29,816	59,632	59,632	29,816	3	29,816	89,448	(29,816)	-33.3%	
Employee Cost Sharing Contribution (enter as negative -)				(25,724)	(25,724)				(29,503)	3,779	-12.8%	
Subtotal	8	7	138,531	138,531	138,531	132,508	7	132,508	132,508	6,023	4.5%	
Commissioners - Health Benefits - Annual Cost												
Single Coverage											#DIV/0!	
Parent & Child											#DIV/0!	
Employee & Spouse (or Partner)											#DIV/0!	
Family											#DIV/0!	
Employee Cost Sharing Contribution (enter as negative -)											#DIV/0!	
Subtotal	0	0					0				#DIV/0!	
Retirees - Health Benefits - Annual Cost												
Single Coverage											#DIV/0!	
Parent & Child											#DIV/0!	
Employee & Spouse (or Partner)											#DIV/0!	
Family											#DIV/0!	
Employee Cost Sharing Contribution (enter as negative -)											#DIV/0!	
Subtotal	0	0					0				#DIV/0!	
GRAND TOTAL	8	7	\$ 138,531	\$ 138,531	\$ 138,531	\$ 132,508	7	\$ 132,508	\$ 132,508	\$ 6,023	4.5%	

Is medical coverage provided by the SHBP (Yes or No)? (Place Answer in Box) YES No
 Is prescription drug coverage provided by the SHBP (Yes or No)? (Place Answer in Box) YES No

Note: Remember to Enter an amount in rows for Employee Cost Sharing

2018 AUTHORITY BUDGET

Financial Schedules Section

SUMMARY

Musconetcong Sewerage Authority
 For the Period January 1, 2018 to December 31, 2018

	Sewer	Operation #2	FY 2018 Proposed Budget				Total All Operations	FY 2017 Adopted Budget	All Operations	All Operations	% Increase (Decrease) Proposed vs. Adopted	% Increase (Decrease) Proposed vs. Adopted
			N/A	N/A	N/A	N/A						
REVENUES												
Total Operating Revenues	\$ 4,387,219	\$ -	\$ -	\$ -	\$ -	\$ 4,387,219	\$ 4,387,219	\$ -	\$ -	0.0%	0.0%	
Total Non-Operating Revenues	-	-	-	-	-	-	-	-	-	#DIV/0!	#DIV/0!	
Total Anticipated Revenues	4,387,219	-	-	-	-	4,387,219	4,387,219	-	-	0.0%	0.0%	
APPROPRIATIONS												
Total Administration	296,500	-	-	-	-	296,500	297,000	(500)	(500)	-0.2%	-0.2%	
Total Cost of Providing Services	3,074,000	-	-	-	-	3,074,000	3,073,500	500	500	0.0%	0.0%	
Total Principal Payments on Debt Service in Lieu of Depreciation	618,136	-	-	-	-	618,136	603,169	14,967	14,967	2.5%	2.5%	
Total Operating Appropriations	3,988,636	-	-	-	-	3,988,636	3,973,669	14,967	14,967	0.4%	0.4%	
Total Interest Payments on Debt	100,463	-	-	-	-	100,463	120,550	(20,087)	(20,087)	-16.7%	-16.7%	
Total Other Non-Operating Appropriations	400,000	-	-	-	-	400,000	400,000	-	-	0.0%	0.0%	
Total Non-Operating Appropriations	500,463	-	-	-	-	500,463	520,550	(20,087)	(20,087)	-3.9%	-3.9%	
Accumulated Deficit	-	-	-	-	-	-	-	-	-	#DIV/0!	#DIV/0!	
Total Appropriations and Accumulated Deficit	4,489,099	-	-	-	-	4,489,099	4,494,219	(5,120)	(5,120)	-0.1%	-0.1%	
Less: Total Unrestricted Net Position Utilized	101,880	-	-	-	-	101,880	107,000	(5,120)	(5,120)	-4.8%	-4.8%	
Net Total Appropriations	4,387,219	-	-	-	-	4,387,219	4,387,219	-	-	0.0%	0.0%	
ANTICIPATED SURPLUS (DEFICIT)	\$ -	\$ -	\$ -	\$ -	\$ -	\$ -	\$ -	\$ -	\$ -	#DIV/0!	#DIV/0!	

Revenue Schedule

Musconetcong Sewerage Authority

For the Period January 1, 2018 to December 31, 2018

	<i>FY 2018 Proposed Budget</i>						<i>FY 2017 Adopted Budget</i>	<i>\$ Increase (Decrease) Proposed vs. Adopted</i>	<i>% Increase (Decrease) Proposed vs. Adopted</i>	
	Sewer	Operation #2	N/A	N/A	N/A	N/A	Total All Operations	Total All Operations	All Operations	
							Total All Operations	All Operations	All Operations	
OPERATING REVENUES										
<i>Service Charges</i>										
Residential							\$ -	\$ -	\$ -	#DIV/0!
Business/Commercial							-	-	-	#DIV/0!
Industrial							-	-	-	#DIV/0!
Intergovernmental	4,387,219						4,387,219	4,387,219	-	0.0%
Other							-	-	-	#DIV/0!
Total Service Charges	4,387,219	-	-	-	-	-	4,387,219	4,387,219	-	0.0%
<i>Connection Fees</i>										
Residential							-	-	-	#DIV/0!
Business/Commercial							-	-	-	#DIV/0!
Industrial							-	-	-	#DIV/0!
Intergovernmental							-	-	-	#DIV/0!
Other							-	-	-	#DIV/0!
Total Connection Fees	-	-	-	-	-	-	-	-	-	#DIV/0!
<i>Parking Fees</i>										
Meters							-	-	-	#DIV/0!
Permits							-	-	-	#DIV/0!
Fines/Penalties							-	-	-	#DIV/0!
Other							-	-	-	#DIV/0!
Total Parking Fees	-	-	-	-	-	-	-	-	-	#DIV/0!
<i>Other Operating Revenues (List)</i>										
Type In (Grant, Other Rev)							-	-	-	#DIV/0!
Type In (Grant, Other Rev)							-	-	-	#DIV/0!
Type In (Grant, Other Rev)							-	-	-	#DIV/0!
Type In (Grant, Other Rev)							-	-	-	#DIV/0!
Type In (Grant, Other Rev)							-	-	-	#DIV/0!
Type In (Grant, Other Rev)							-	-	-	#DIV/0!
Type In (Grant, Other Rev)							-	-	-	#DIV/0!
Type In (Grant, Other Rev)							-	-	-	#DIV/0!
Type In (Grant, Other Rev)							-	-	-	#DIV/0!
Type In (Grant, Other Rev)							-	-	-	#DIV/0!
Type In (Grant, Other Rev)							-	-	-	#DIV/0!
Total Other Revenue	-	-	-	-	-	-	-	-	-	#DIV/0!
Total Operating Revenues	4,387,219	-	-	-	-	-	4,387,219	4,387,219	-	0.0%
NON-OPERATING REVENUES										
<i>Other Non-Operating Revenues (List)</i>										
Type In							-	-	-	#DIV/0!
Type In							-	-	-	#DIV/0!
Type In							-	-	-	#DIV/0!
Type In							-	-	-	#DIV/0!
Type In							-	-	-	#DIV/0!
Type In							-	-	-	#DIV/0!
Total Other Non-Operating Revenue	-	-	-	-	-	-	-	-	-	#DIV/0!
<i>Interest on Investments & Deposits (List)</i>										
Interest Earned							-	-	-	#DIV/0!
Penalties							-	-	-	#DIV/0!
Other							-	-	-	#DIV/0!
Total Interest	-	-	-	-	-	-	-	-	-	#DIV/0!
Total Non-Operating Revenues	-	-	-	-	-	-	-	-	-	#DIV/0!
TOTAL ANTICIPATED REVENUES	\$4,387,219	\$ -	\$ -	\$ -	\$ -	\$ -	\$4,387,219	\$ 4,387,219	\$ -	0.0%

Prior Year Adopted Revenue Schedule

Musconetcong Sewerage Authority

	<i>FY 2017 Adopted Budget</i>						Total All Operations
	Sewer	Operation #2	N/A	N/A	N/A	N/A	
OPERATING REVENUES							
<i>Service Charges</i>							
Residential							\$ -
Business/Commercial							-
Industrial							-
Intergovernmental	4,387,219						4,387,219
Other							-
Total Service Charges	4,387,219	-	-	-	-	-	4,387,219
<i>Connection Fees</i>							
Residential							-
Business/Commercial							-
Industrial							-
Intergovernmental							-
Other							-
Total Connection Fees	-	-	-	-	-	-	-
<i>Parking Fees</i>							
Meters							-
Permits							-
Fines/Penalties							-
Other							-
Total Parking Fees	-	-	-	-	-	-	-
<i>Other Operating Revenues (List)</i>							
Type In (Grant, Other Rev)							-
Type In (Grant, Other Rev)							-
Type In (Grant, Other Rev)							-
Type In (Grant, Other Rev)							-
Type In (Grant, Other Rev)							-
Type In (Grant, Other Rev)							-
Type In (Grant, Other Rev)							-
Type In (Grant, Other Rev)							-
Type In (Grant, Other Rev)							-
Type In (Grant, Other Rev)							-
Type In (Grant, Other Rev)							-
Total Other Revenue	-	-	-	-	-	-	-
Total Operating Revenues	4,387,219	-	-	-	-	-	4,387,219
NON-OPERATING REVENUES							
<i>Other Non-Operating Revenues (List)</i>							
Type In							-
Type In							-
Type In							-
Type In							-
Type In							-
Type In							-
Total Non-Operating Revenues	-	-	-	-	-	-	-
<i>Interest on Investments & Deposits</i>							
Interest Earned							-
Penalties							-
Other							-
Total Interest	-	-	-	-	-	-	-
Total Non-Operating Revenues	-	-	-	-	-	-	-
TOTAL ANTICIPATED REVENUES	\$4,387,219	\$ -	\$ -	\$ -	\$ -	\$ -	\$4,387,219

Appropriations Schedule

Musconetcong Sewerage Authority
For the Period January 1, 2018 to December 31, 2018

	FY 2018 Proposed Budget						FY 2017 Adopted Budget	\$ Increase (Decrease) Proposed vs. Adopted	% Increase (Decrease) Proposed vs. Adopted	
	Sewer	Operation #2	N/A	N/A	N/A	N/A	Total All Operations	Total All Operations	All Operations	
							Total All Operations	All Operations	All Operations	
OPERATING APPROPRIATIONS										
<i>Administration - Personnel</i>										
Salary & Wages	\$ 165,000						\$ 165,000	\$ 165,000	\$ -	0.0%
Fringe Benefits	91,500						91,500	92,000	(500)	-0.5%
Total Administration - Personnel	256,500						256,500	257,000	(500)	-0.2%
<i>Administration - Other (List)</i>										
Office Supplies	40,000						40,000	40,000	-	0.0%
Type in Description							-	-	-	#DIV/0!
Type in Description							-	-	-	#DIV/0!
Type in Description							-	-	-	#DIV/0!
Miscellaneous Administration*							-	-	-	#DIV/0!
Total Administration - Other	40,000						40,000	40,000	-	0.0%
Total Administration	296,500						296,500	297,000	(500)	-0.2%
<i>Cost of Providing Services - Personnel</i>										
Salary & Wages	684,500						684,500	700,000	(15,500)	-2.2%
Fringe Benefits	311,000						311,000	311,500	(500)	-0.2%
Total COPS - Personnel	995,500						995,500	1,011,500	(16,000)	-1.6%
<i>Cost of Providing Services - Other (List)</i>										
Maintenance, Repairs & Equipment	240,000						240,000	210,000	30,000	14.3%
Sludge Disposal	720,000						720,000	700,000	20,000	2.9%
Utilities	531,500						531,500	560,000	(28,500)	-5.1%
Plant Supplies, Fees & Prof. Services	562,000						562,000	567,000	(5,000)	-0.9%
Miscellaneous COPS*	25,000						25,000	25,000	-	0.0%
Total COPS - Other	2,078,500						2,078,500	2,062,000	16,500	0.8%
Total Cost of Providing Services	3,074,000						3,074,000	3,073,500	500	0.0%
<i>Total Principal Payments on Debt Service in Lieu of Depreciation</i>										
	618,136						618,136	603,169	14,967	2.5%
Total Operating Appropriations	3,988,636						3,988,636	3,973,669	14,967	0.4%
NON-OPERATING APPROPRIATIONS										
Total Interest Payments on Debt	100,463						100,463	120,550	(20,087)	-16.7%
Operations & Maintenance Reserve							-	-	-	#DIV/0!
Renewal & Replacement Reserve	300,000						300,000	200,000	100,000	50.0%
Municipality/County Appropriation							-	-	-	#DIV/0!
Other Reserves	100,000						100,000	200,000	(100,000)	-50.0%
Total Non-Operating Appropriations	500,463						500,463	520,550	(20,087)	-3.9%
TOTAL APPROPRIATIONS	4,489,099						4,489,099	4,494,219	(5,120)	-0.1%
ACCUMULATED DEFICIT										
TOTAL APPROPRIATIONS & ACCUMULATED DEFICIT	4,489,099						4,489,099	4,494,219	(5,120)	-0.1%
UNRESTRICTED NET POSITION UTILIZED										
Municipality/County Appropriation							-	-	-	#DIV/0!
Other	101,880						101,880	107,000	(5,120)	-4.8%
Total Unrestricted Net Position Utilized	101,880						101,880	107,000	(5,120)	-4.8%
TOTAL NET APPROPRIATIONS	\$ 4,387,219	\$ -	\$ -	\$ -	\$ -	\$ -	\$ 4,387,219	\$ 4,387,219	\$ -	0.0%

* Miscellaneous line items may not exceed 5% of total operating appropriations shown below. If amount in miscellaneous is greater than the amount shown below, then the line item must be itemized above.

5% of Total Operating Appropriations \$ 199,431.80 \$ - \$ - \$ - \$ - \$ - \$ - \$ 199,431.80

Prior Year Adopted Appropriations Schedule

Musconetcong Sewerage Authority

FY 2017 Adopted Budget

	Operation					Total All Operations
	Sewer	#2	N/A	N/A	N/A	
OPERATING APPROPRIATIONS						
<i>Administration - Personnel</i>						
Salary & Wages	\$ 165,000					\$ 165,000
Fringe Benefits	92,000					92,000
Total Administration - Personnel	257,000	-	-	-	-	257,000
<i>Administration - Other (List)</i>						
Office Expenses	40,000					40,000
Type In Description						-
Type In Description						-
Type In Description						-
Miscellaneous Administration*						-
Total Administration - Other	40,000	-	-	-	-	40,000
Total Administration	297,000	-	-	-	-	297,000
<i>Cost of Providing Services - Personnel</i>						
Salary & Wages	700,000					700,000
Fringe Benefits	311,500					311,500
Total COPS - Personnel	1,011,500	-	-	-	-	1,011,500
<i>Cost of Providing Services - Other (List)</i>						
Maintenance, Repairs & Equipment	210,000					210,000
Sludge Disposal	700,000					700,000
Utilities	560,000					560,000
Plant Supplies, Fees & Prof. Services	567,000					567,000
Miscellaneous COPS*	25,000					25,000
Total COPS - Other	2,062,000	-	-	-	-	2,062,000
Total Cost of Providing Services	3,073,500	-	-	-	-	3,073,500
Total Principal Payments on Debt Service in Lieu of Depreciation	603,169	-	-	-	-	603,169
Total Operating Appropriations	3,973,669	-	-	-	-	3,973,669
NON-OPERATING APPROPRIATIONS						
Total Interest Payments on Debt	120,550	-	-	-	-	120,550
Operations & Maintenance Reserve						-
Renewal & Replacement Reserve	200,000					200,000
Municipality/County Appropriation						-
Other Reserves	200,000					200,000
Total Non-Operating Appropriations	520,550	-	-	-	-	520,550
TOTAL APPROPRIATIONS	4,494,219	-	-	-	-	4,494,219
ACCUMULATED DEFICIT						-
TOTAL APPROPRIATIONS & ACCUMULATED DEFICIT	4,494,219	-	-	-	-	4,494,219
UNRESTRICTED NET POSITION UTILIZED						
Municipality/County Appropriation						-
Other	107,000					107,000
Total Unrestricted Net Position Utilized	107,000	-	-	-	-	107,000
TOTAL NET APPROPRIATIONS	\$ 4,387,219	\$ -	\$ -	\$ -	\$ -	\$ 4,387,219

* Miscellaneous line items may not exceed 5% of total operating appropriations shown below. If amount in miscellaneous is greater than the amount shown below, then the line item must be itemized above.

5% of Total Operating Appropriations \$ 198,683.45 \$ - \$ - \$ - \$ - \$ - \$ 198,683.45

Debt Service Schedule - Principal

Musconetcong Sewerage Authority

	Adopted Budget Year 2017	Proposed Budget Year 2018	Fiscal Year Ending in					Total Principal Outstanding
			2019	2020	2021	2022	2023	
Sewer								
2002A Wastewater	\$ 209,238	\$ 218,809	\$ 228,346	\$ 237,937	\$ 252,290	\$ 266,695	\$ 1,204,077	
2002 Wastewater	178,369	177,595	176,512	175,118	176,434	177,503	883,162	
2007 Wastewater	125,747	131,917	138,177	136,017	142,097	147,727	695,935	
2010 Wastewater	89,815	89,815	89,815	91,815	95,815	95,815	678,751	
Total Principal	603,169	618,136	632,850	640,887	666,636	687,740	4,020,815	
Operation #2								
Type in Issue Name	-	-	-	-	-	-	-	
Type in Issue Name	-	-	-	-	-	-	-	
Type in Issue Name	-	-	-	-	-	-	-	
Type in Issue Name	-	-	-	-	-	-	-	
Total Principal	-	-	-	-	-	-	-	
N/A								
Type in Issue Name	-	-	-	-	-	-	-	
Type in Issue Name	-	-	-	-	-	-	-	
Type in Issue Name	-	-	-	-	-	-	-	
Type in Issue Name	-	-	-	-	-	-	-	
Total Principal	-	-	-	-	-	-	-	
N/A								
Type in Issue Name	-	-	-	-	-	-	-	
Type in Issue Name	-	-	-	-	-	-	-	
Type in Issue Name	-	-	-	-	-	-	-	
Type in Issue Name	-	-	-	-	-	-	-	
Total Principal	-	-	-	-	-	-	-	
N/A								
Type in Issue Name	-	-	-	-	-	-	-	
Type in Issue Name	-	-	-	-	-	-	-	
Type in Issue Name	-	-	-	-	-	-	-	
Type in Issue Name	-	-	-	-	-	-	-	
Total Principal	-	-	-	-	-	-	-	
N/A								
Type in Issue Name	-	-	-	-	-	-	-	
Type in Issue Name	-	-	-	-	-	-	-	
Type in Issue Name	-	-	-	-	-	-	-	
Type in Issue Name	-	-	-	-	-	-	-	
Total Principal	-	-	-	-	-	-	-	
TOTAL PRINCIPAL ALL OPERATIONS	\$ 603,169	\$ 618,136	\$ 632,850	\$ 640,887	\$ 666,636	\$ 687,740	\$ 4,020,815	

Indicate the Authority's most recent bond rating and the year of the rating by ratings service.

	Moody's	Fitch	
Bond Rating			
Year of Last Rating			

Debt Service Schedule - Interest

Musconetcong Sewerage Authority

If Authority has no debt, X this box

	Adopted Budget Year 2017	Proposed Budget Year 2018	Fiscal Year Ending in					Total Interest Payments Outstanding
			2019	2020	2021	2022	2023	
<i>Sewer</i>								
2002A Wastewater	\$ 68,050	\$ 56,800	\$ 45,050	\$ 32,800	\$ 19,925	\$ 6,650	\$ -	\$ 161,225
2007 Wastewater	19,375	16,000	12,750	9,750	6,250	2,125	-	46,875
2010 Wastewater	33,125	27,663	25,910	24,110	22,160	20,110	18,060	199,141
Total Interest Payments	120,550	100,463	83,710	66,660	48,335	28,885	18,060	407,241
Operation #2								
Type in Issue Name								
Type in Issue Name								
Type in Issue Name								
Type in Issue Name								
Total Interest Payments	-	-	-	-	-	-	-	-
N/A								
Type in Issue Name								
Type in Issue Name								
Type in Issue Name								
Type in Issue Name								
Total Interest Payments	-	-	-	-	-	-	-	-
N/A								
Type in Issue Name								
Type in Issue Name								
Type in Issue Name								
Type in Issue Name								
Total Interest Payments	-	-	-	-	-	-	-	-
N/A								
Type in Issue Name								
Type in Issue Name								
Type in Issue Name								
Type in Issue Name								
Total Interest Payments	-	-	-	-	-	-	-	-
N/A								
Type in Issue Name								
Type in Issue Name								
Type in Issue Name								
Type in Issue Name								
Total Interest Payments	-	-	-	-	-	-	-	-
N/A								
Type in Issue Name								
Type in Issue Name								
Type in Issue Name								
Type in Issue Name								
Total Interest Payments	-	-	-	-	-	-	-	-
N/A								
Type in Issue Name								
Type in Issue Name								
Type in Issue Name								
Type in Issue Name								
Total Interest Payments	-	-	-	-	-	-	-	-
N/A								
Type in Issue Name								
Type in Issue Name								
Type in Issue Name								
Type in Issue Name								
Total Interest Payments	-	-	-	-	-	-	-	-
N/A								
Type in Issue Name								
Type in Issue Name								
Type in Issue Name								
Type in Issue Name								
Total Interest Payments	-	-	-	-	-	-	-	-
N/A								
Type in Issue Name								
Type in Issue Name								
Type in Issue Name								
Type in Issue Name								
Total Interest Payments	-	-	-	-	-	-	-	-
N/A								
Type in Issue Name								
Type in Issue Name								
Type in Issue Name								
Type in Issue Name								
Total Interest Payments	-	-	-	-	-	-	-	-
N/A								
Type in Issue Name								
Type in Issue Name								
Type in Issue Name								
Type in Issue Name								
Total Interest Payments	-	-	-	-	-	-	-	-
N/A								
Type in Issue Name								
Type in Issue Name								
Type in Issue Name								
Type in Issue Name								
Total Interest Payments	-	-	-	-	-	-	-	-
N/A								
Type in Issue Name								
Type in Issue Name								
Type in Issue Name								
Type in Issue Name								
Total Interest Payments	-	-	-	-	-	-	-	-
N/A								
Type in Issue Name								
Type in Issue Name								
Type in Issue Name								
Type in Issue Name								
Total Interest Payments	-	-	-	-	-	-	-	-
N/A								
Type in Issue Name								
Type in Issue Name								
Type in Issue Name								
Type in Issue Name								
Total Interest Payments	-	-	-	-	-	-	-	-
N/A								
Type in Issue Name								
Type in Issue Name								
Type in Issue Name								
Type in Issue Name								
Total Interest Payments	-	-	-	-	-	-	-	-
N/A								
Type in Issue Name								
Type in Issue Name								
Type in Issue Name								
Type in Issue Name								
Total Interest Payments	-	-	-	-	-	-	-	-
N/A								
Type in Issue Name								
Type in Issue Name								
Type in Issue Name								
Type in Issue Name								
Total Interest Payments	-	-	-	-	-	-	-	-
N/A								
Type in Issue Name								
Type in Issue Name								
Type in Issue Name								
Type in Issue Name								
Total Interest Payments	-	-	-	-	-	-	-	-
N/A								
Type in Issue Name								
Type in Issue Name								
Type in Issue Name								
Type in Issue Name								
Total Interest Payments	-	-	-	-	-	-	-	-
N/A								
Type in Issue Name								
Type in Issue Name								
Type in Issue Name								
Type in Issue Name								
Total Interest Payments	-	-	-	-	-	-	-	-
N/A								
Type in Issue Name								
Type in Issue Name								
Type in Issue Name								
Type in Issue Name								
Total Interest Payments	-	-	-	-	-	-	-	-
N/A								
Type in Issue Name								
Type in Issue Name								
Type in Issue Name								
Type in Issue Name								
Total Interest Payments	-	-	-	-	-	-	-	-
N/A								
Type in Issue Name								
Type in Issue Name								
Type in Issue Name								
Type in Issue Name								
Total Interest Payments	-	-	-	-	-	-	-	-
N/A								
Type in Issue Name								
Type in Issue Name								
Type in Issue Name								
Type in Issue Name								
Total Interest Payments	-	-	-	-	-	-	-	-
N/A								
Type in Issue Name								
Type in Issue Name								
Type in Issue Name								
Type in Issue Name								
Total Interest Payments	-	-	-	-	-	-	-	-
N/A								
Type in Issue Name								
Type in Issue Name								
Type in Issue Name								
Type in Issue Name								
Total Interest Payments	-	-	-	-	-	-	-	-
N/A								
Type in Issue Name								
Type in Issue Name								
Type in Issue Name								
Type in Issue Name								
Total Interest Payments	-	-	-	-	-	-	-	-
N/A								
Type in Issue Name								
Type in Issue Name								
Type in Issue Name								
Type in Issue Name								
Total Interest Payments	-	-	-	-	-	-	-	-
N/A								
Type in Issue Name								
Type in Issue Name								
Type in Issue Name								
Type in Issue Name								
Total Interest Payments	-	-	-	-	-	-	-	-
N/A								
Type in Issue Name								
Type in Issue Name								
Type in Issue Name								
Type in Issue Name								
Total Interest Payments	-	-	-	-	-	-	-	-
N/A								
Type in Issue Name								
Type in Issue Name								
Type in Issue Name								
Type in Issue Name								
Total Interest Payments	-	-	-	-	-	-	-	-
N/A								
Type in Issue Name								
Type in Issue Name								
Type in Issue Name								

Net Position Reconciliation

Musconetcong Sewerage Authority

For the Period January 1, 2018 to December 31, 2018

FY 2018 Proposed Budget

	Sewer	Operation #2	N/A	N/A	N/A	Operations	Total All
TOTAL NET POSITION BEGINNING OF LATEST AUDIT REPORT YEAR(1)	\$ 23,634,090					\$ 23,634,090	
Less: Invested in Capital Assets, Net of Related Debt (1)	23,162,999					23,162,999	
Less: Restricted for Debt Service Reserve (1)	112,878					112,878	
Less: Other Restricted Net Position (1)	50,000					50,000	
Total Unrestricted Net Position (1)	308,213	-	-	-	-	308,213	
Less: Designated for Non-Operating Improvements & Repairs	1,722,649					1,722,649	
Less: Designated for Rate Stabilization							
Less: Other Designated by Resolution	50,000					50,000	
Plus: Accrued Unfunded Pension Liability (1)	2,942,458					2,942,458	
Plus: Accrued Unfunded Other Post-Employment Benefit Liability (1)	57,342					57,342	
Plus: Estimated Income (Loss) on Current Year Operations (2)							
Plus: Other Adjustments (attach schedule)							
UNRESTRICTED NET POSITION AVAILABLE FOR USE IN PROPOSED BUDGET	1,535,364	-	-	-	-	1,535,364	
Unrestricted Net Position Utilized to Balance Proposed Budget	101,880					101,880	
Unrestricted Net Position Utilized in Proposed Capital Budget	-					-	
Appropriation to Municipality/County (3)	-					-	
Total Unrestricted Net Position Utilized in Proposed Budget	101,880	-	-	-	-	101,880	
PROJECTED UNRESTRICTED UNDESIGNATED NET POSITION AT END OF YEAR							
Last issued Audit Report (4)	\$ 1,433,484	\$ -	\$ -	\$ -	\$ -	\$ 1,433,484	

(1) Total of all operations for this line item must agree to audited financial statements.

(2) Include budgeted and unbudgeted use of unrestricted net position in the current year's operations.

(3) Amount may not exceed 5% of total operating appropriations. See calculation below.

(4) If Authority is projecting a deficit for any operation at the end of the budget period, the Authority must attach a statement explaining its plan to reduce the deficit, including the timeline for elimination of the deficit, if not already detailed in the budget narrative section.

2018
MUSCONETCONG
SEWERAGE

AUTHORITY
CAPITAL
BUDGET/
PROGRAM

**2018 CERTIFICATION OF AUTHORITY CAPITAL
BUDGET/PROGRAM**


MUSCONETCONG SEWERAGE

FISCAL YEAR: FROM: JANUARY 1, 2018 TO: DECEMBER 31, 2018

It is hereby certified that the Authority Capital Budget/Program annexed hereto is a true copy of the Capital Budget/Program approved, pursuant to N.J.A.C. 5:31-2.2, along with the Annual Budget, by the governing body of the Musconetcong Sewerage Authority, on the 26th day of October, 2017.

OR

It is hereby certified that the governing body of the _____ Authority have elected **NOT** to adopt a Capital Budget /Program for the aforesaid fiscal year, pursuant to N.J.A.C. 5:31-2.2 for the following reason(s):

Officer's Signature:			
Name:	Joseph Schwab		
Title:	Secretary		
Address:	110 Continental Drive, Budd Lake, New Jersey 07828		
Phone Number:	(973)347-1525	Fax Number:	(973)347-8356
E-mail address			

2018 CAPITAL BUDGET/PROGRAM MESSAGE

MUSCONETCONG SEWERAGE Authority

FISCAL YEAR: FROM: JANUARY 1, 2018 TO: DECEMBER 31, 2018

1. Has each municipality or county affected by the actions of the authority participated in the development of the capital plan and reviewed or approved the plans or projects included within the Capital Budget/Program?

YES

2. Has each capital project/project financing been developed from a specific capital improvement plan or report; does it include full lifecycle costs; and is it consistent with appropriate elements of Master Plans or other plans in the jurisdiction(s) served by the authority?

YES

3. Has a long-term (10-20 years) infrastructure needs assessment or other capital plan with a horizon beyond six years been prepared?

NO, but is in progress.

4. Describe the projected impact of the proposed capital projects, including impact on the schedule of rates, fees, and service charges and the impact on current and future year's schedules.

The proposed capital projects will have minimal impact on the service charges to the participants as these costs will be funded from the Authority's reserves.

5. Please indicate which capital projects/project financings are being undertaken in the Metropolitan or Suburban Planning Areas as defined in the State Development and Redevelopment Plan.

NONE

6. Please indicate which capital projects/project financings are being undertaken within the boundary of a State Planning Commission-designated Center and/or Endorsed Plan and if the project was included in the Plan Implementation Agenda for that Center/Endorsed Plan.

NONE

Add additional sheets if necessary.

Proposed Capital Budget

Musconetcong Sewerage Authority
For the Period January 1, 2018 to December 31, 2018

	Estimated Total Cost	Funding Sources			
		Unrestricted Net Position Utilized	Renewal & Replacement Reserve	Debt Authorization	Capital Grants Other Sources
<i>Sewer</i>					
Headworks Project	\$ 2,000,000			\$ 2,000,000	
Microstrainer Replacement	750,000			750,000	
Sludge Thickening Rehab	250,000			250,000	
Energy Audit Projects	300,000				300,000
Total	3,300,000	-	-	3,000,000	-
<i>Operation #2</i>					
Type in Description	-				
Type in Description	-				
Type in Description	-				
Type in Description	-				
Total	-	-	-	-	-
<i>N/A</i>					
Type in Description	-				
Type in Description	-				
Type in Description	-				
Type in Description	-				
Total	-	-	-	-	-
<i>N/A</i>					
Type in Description	-				
Type in Description	-				
Type in Description	-				
Type in Description	-				
Total	-	-	-	-	-
<i>N/A</i>					
Type in Description	-				
Type in Description	-				
Type in Description	-				
Type in Description	-				
Total	-	-	-	-	-
<i>N/A</i>					
Type in Description	-				
Type in Description	-				
Type in Description	-				
Type in Description	-				
Total	-	-	-	-	-
TOTAL PROPOSED CAPITAL BUDGET	\$ 3,300,000	\$ -	\$ -	\$ 3,000,000	\$ -

Enter brief description of up to four projects for each operation above. For operations with more than four budgeted projects, please attach additional schedules. Input total amount of all projects for the operation on single line and enter "See Attached Schedule" instead of project description.

5 Year Capital Improvement Plan

Musconetcong Sewerage Authority
For the Period January 1, 2018 to December 31, 2018

Fiscal Year Beginning In

	Estimated Total Cost	Current Budget					
		Year 2018	2019	2020	2021	2022	2023
<i>Sewer</i>							
Headworks Project	\$ 2,000,000	\$ 2,000,000					
Microstrainer Replacement	750,000	750,000					
Sludge Thickening Rehab	250,000	250,000					
Energy Audit Projects	300,000	300,000					
Total	3,300,000	3,300,000	-	-	-	-	-
<i>Operation #2</i>							
Type In Description	-	-					
Type In Description	-	-					
Type In Description	-	-					
Type In Description	-	-					
Total	-	-	-	-	-	-	-
<i>N/A</i>							
Type In Description	-	-					
Type In Description	-	-					
Type In Description	-	-					
Type In Description	-	-					
Total	-	-	-	-	-	-	-
<i>N/A</i>							
Type In Description	-	-					
Type In Description	-	-					
Type In Description	-	-					
Type In Description	-	-					
Total	-	-	-	-	-	-	-
<i>N/A</i>							
Type In Description	-	-					
Type In Description	-	-					
Type In Description	-	-					
Type In Description	-	-					
Total	-	-	-	-	-	-	-
<i>N/A</i>							
Type In Description	-	-					
Type In Description	-	-					
Type In Description	-	-					
Type In Description	-	-					
Total	-	-	-	-	-	-	-
TOTAL	\$ 3,300,000	\$ 3,300,000	\$ -	\$ -	\$ -	\$ -	\$ -

Project descriptions entered on Page CB-3 will carry forward to Pages CB-4 and CB-5. No need to re-enter project descriptions above.

5 Year Capital Improvement Plan Funding Sources

Musconetcong Sewerage Authority

For the Period January 1, 2018 to December 31, 2018

	Estimated Total Cost	Funding Sources			
		Unrestricted Net Position Utilized	Renewal & Replacement Reserve	Debt Authorization	Capital Grants Other Sources
<i>Sewer</i>					
Headworks Project	\$ 2,000,000			\$ 2,000,000	
Microstrainer Replacement	750,000			750,000	
Sludge Thickening Rehab	250,000			250,000	
Energy Audit Projects	300,000				300,000
Total	3,300,000	-	-	3,000,000	-
<i>Operation #2</i>					
Type in Description	-				
Type in Description	-				
Type in Description	-				
Type in Description	-				
Total	-	-	-	-	-
<i>N/A</i>					
Type in Description	-				
Type in Description	-				
Type in Description	-				
Type in Description	-				
Total	-	-	-	-	-
<i>N/A</i>					
Type in Description	-				
Type in Description	-				
Type in Description	-				
Type in Description	-				
Total	-	-	-	-	-
<i>N/A</i>					
Type in Description	-				
Type in Description	-				
Type in Description	-				
Type in Description	-				
Total	-	-	-	-	-
<i>N/A</i>					
Type in Description	-				
Type in Description	-				
Type in Description	-				
Type in Description	-				
Total	-	-	-	-	-
TOTAL	\$ 3,300,000	\$ -	\$ -	\$ 3,000,000	\$ -
Total 5 Year Plan per CB-4	\$ 3,300,000				
Balance check		- If amount is other than zero, verify that projects listed above match projects listed on CB-4.			

Project descriptions entered on Page CB-3 will carry forward to Pages CB-4 and CB-5. No need to re-enter project descriptions above.